


In-building Distribution System Solution

Transcom Instruments





- After finishing the construction of distribution system, three indexes will be tested and evaluated for performance:
 - Passive Inter-modulation**
 - Distribution System Standing-Wave Ratio(SWR)**
 - Distribution System Up/Down Link Power Loss Balance**
- Most common up/down stream power loss testing is done by power meter and signal source. With every frequency point changes, testing parameters need to be changed as well, which normally takes more than 15 minutes
- Transcom has provided a new set of testing instruments that reduce the traditional testing time into 5 seconds. With **IB-TX Sweep Signal Source** and **IB-RX Sweep Signal Receiver**, all frequency points testing results can be automatically output in one test, a signal person can perform the testing

System Composition

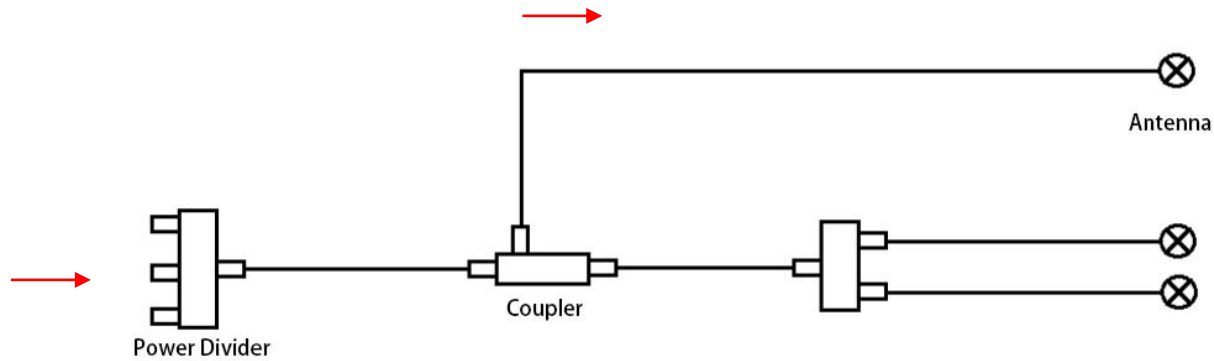


- Connect **IB-TX Sweep Signal Source** and **IB-RX Sweep Signal Receiver** with coaxial cable for calibration. Calibrate IB-TX output power value to corresponding IB-RX testing power value difference
- Pre-set IB-TX frequency point and power for continues output, then set IB-RX to this frequency range for test result
- Testing frequency range parameters needs to input into both instruments
- Testing result is automatically generated by IB-RX

Downlink power loss testing



IB-TX

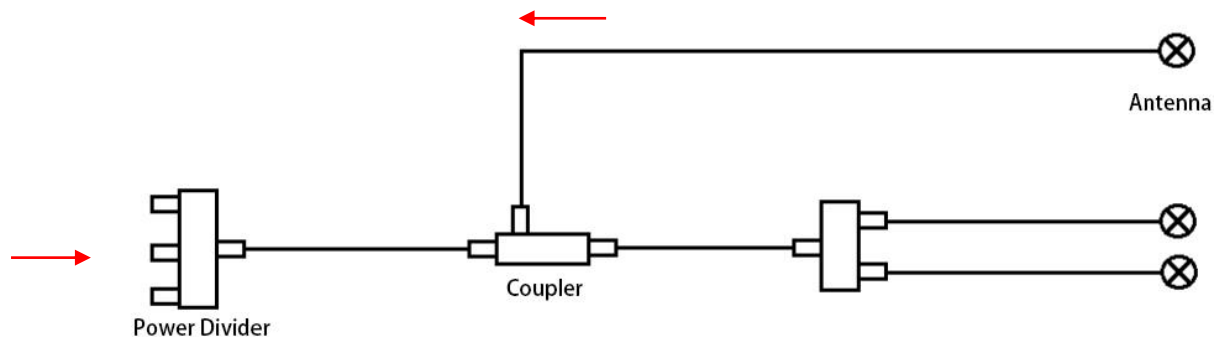


IB-RX

Uplink power loss testing



IB-RX



IB-TX

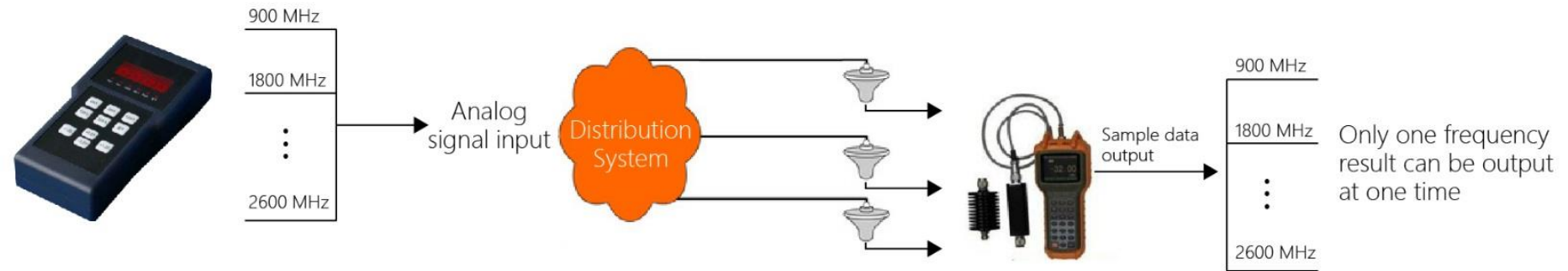
Competitive Advantage



Rapid Testing Speed

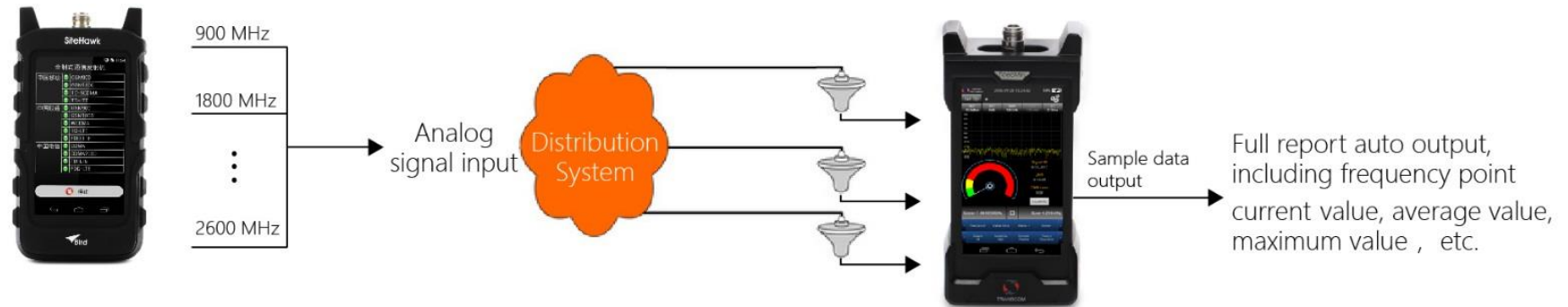
Transcom solution only takes 5sec to finish operator frequency power measurement and data collection within range of 700-2700MHz and automatically outputs the result report

Reset after switch frequency point



Current testing method needs to reset signal source after change frequency point and receiver only one RSSI for every sample. It takes 10-15min to finish multiple operator frequency range test

Multiple frequency point auto output



Competitive Advantage

Wide Power Testing Range

IB-RX power testing range: -120dBm to +20dBm, satisfy for all unknown location of indoor distribution system power range testing

Convenient and efficient operation

IB-TX and IB-RX are both using Android system, full touch screen and user friendly interface

One-click option for power testing

Portable Design

Full set of IB-TX and IB-RX are only 2.2KG, easy to carry for field work

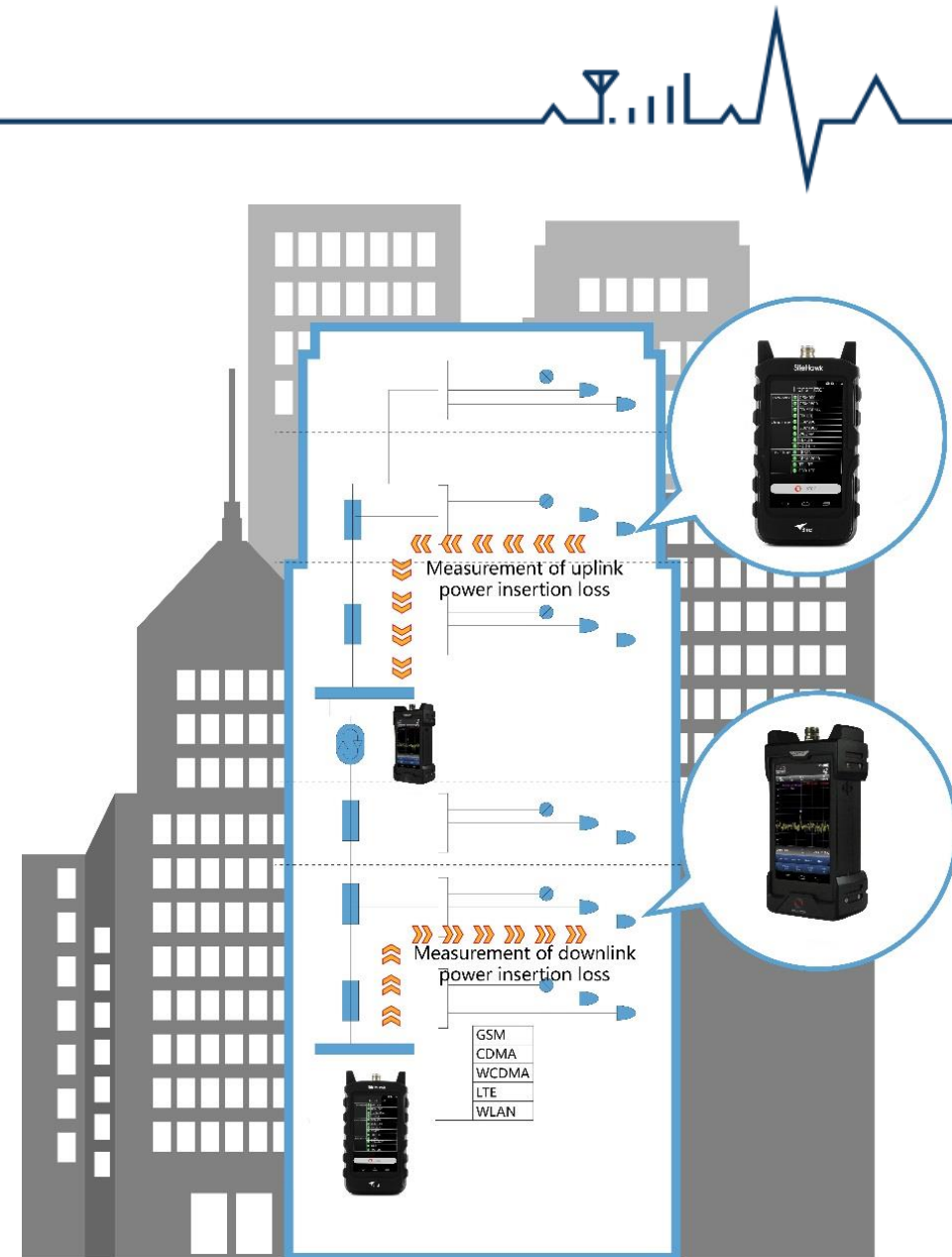
Battery last for more than 4 hours

Additional Features

DTF VSWR/ return loss measurement, reflection characteristic measurement, single-port cable loss measurement, feeder and antenna testing

Competitive Pricing

Full solution set only costs \$7200



Case 1 : Shanghai Hongqiao Airport In-building Distribution System



- Evaluate in-building distribution system by using **IB-TX Sweep Signal Source** and **IB-RX Sweep Signal Receiver** in Shanghai Hongqiao Airport terminal 2
- Full test only takes 5-10 seconds
- Three major network operators frequency range test results are shown on IB-RX



Specifications



IB-TX Sweep Signal Source

- Frequency Range: 85MHz-4000MHz
- Frequency Resolution: 1kHz
- Output Power: -5dBm (Optional Power Amplifier: 1W)
- Demension: 182x95x47(mm)
- Weight: 0.9kg
- Operating Time: 4 hours



IB-RX Sweep Signal Receiver

- Frequency Range: 10MHz-4200MHz
- Frequency Resolution: 1Hz
- Power Testing Range: +30dBm to -100dBm
- Demension: 200x96x66(mm)
- Weight: 1.3kg
- Operating Time: 6 hours





Preparing Today for 5G of Tomorrow



Address
6F,Buliding29,No.69
Guiqing Road,Xuhui
District,SHANGHAI



Tel
+86-21-6432 6888



Fax
+86-21-6432 6777



Sales E-mail
sales@transcomwireless.com



Support E-mail
support@transcomwireless.com